



# Green Leaf Lab®

251 Lathrop Way Suites D&E Sacramento, CA 95815  
916-924-5227 / [www.greenleaflabs.com](http://www.greenleaflabs.com)  
License#: C8-0000078-LIC

## Quality Control Testing Official Report

### Distributor

Jam'n Hemp Co.  
15259 Cape Dr N., JAX., FL 32226

### Cultivator/Manufacturer

### Chem Dawg THCA Live Resin

Test RFID:

Source RFID: na

Lab Sample ID: S4K0123-03

Source Batch ID: na

Matrix: Inhalable Hemp Products

Batch Size: na

Sample Size: 1 unit

Date Sampled: 11/14/24

Date Received: 11/14/24

Harvest/Processing Date: na

Product Density: na

### Results at a Glance

Overall Batch : PASS

Cannabinoids : PASS

Pesticides : PASS

Residual Solvent Analysis : PASS

Microbials : PASS

Metals : PASS

Foreign Material : PASS

Mycotoxins : PASS

Taylor Pearce  
CA Lab Director - 11/19/2024

Page 1 of 6

LQC samples were performed and met the prescribed acceptance criteria in 4 CCR section 15730; data available upon request. These results relate only to the sample included on this report.  
The report may not be reproduced except in full, without the written permission of Green Leaf Lab. The validity of results can be affected by the client supplied information.

This is for informational testing and is not compliance testing. The sample has been provided by the customer and lab results apply to the sample received



### Distributor

Jam'n Hemp Co.  
15259 Cape Dr N., JAX., FL 32226

### Cultivator/Manufacturer



### Chem Dawg THCA Live Resin

Test RFID:

Source RFID: na

Lab Sample ID: S4K0123-03

Source Batch ID: na

Matrix: Inhalable Hemp Products

Batch Size: na

Date Sampled: 11/14/24

Date Received: 11/14/24

Harvest/Processing Date: na

Sample Size: 1 unit

Product Density: na

## Potency Analysis by HPLC

Date/Time Extracted: 11/15/24 09:22

Analysis Method/SOP: C-001

Date/Time Analyzed: 11/18/24 10:33

Cannabinoids	LOD mg/g	LOQ mg/g	%	mg/g
Total CBD	1.08	1.13	ND	ND
THCA	1.08	1.13	83.9	839
delta 9-THC	1.08	1.13	ND	ND
THCV	1.08	1.13	ND	ND
THCVA	1.08	1.13	ND	ND
CBD	1.08	1.13	ND	ND
CBDA	1.08	1.13	ND	ND
CBDV	1.08	1.13	ND	ND
CBDVA	1.08	1.13	ND	ND
CBN	1.08	1.13	ND	ND
CBG	1.08	1.13	ND	ND
CBGA	1.08	1.13	ND	ND
CBC	1.08	1.13	ND	ND
Total Cannabinoids	1.08	1.13	73.6	736
Sum of Cannabinoids	1.08	1.13	83.9	839

Total THC = delta 9-THC + (THCA \* 0.877)

Total CBD = CBD + (CBDA \* 0.877)

Taylor Pearce  
CA Lab Director - 11/19/2024



# Green Leaf Lab®


251 Lathrop Way Suites D&E Sacramento, CA 95815  
916-924-5227 / www.greenleaflabs.com  
License#: C8-0000078-LIC

## Quality Control Testing Official Report

### Distributor

Jam'n Hemp Co.  
15259 Cape Dr N., JAX., FL 32226

### Cultivator/Manufacturer



### Chem Dawg THCA Live Resin

Test RFID:

Source RFID: na

Lab Sample ID: S4K0123-03

Source Batch ID: na

Matrix: Inhalable Hemp Products

Batch Size: na

Sample Size: 1 unit

Date Sampled: 11/14/24

Date Received: 11/14/24

Harvest/Processing Date: na

Product Density: na

## Pesticide Analysis by GCMS/LCMS

Date/Time Extracted: 11/15/24 09:04

Date/Time GC Analyzed: 11/16/24 13:05

Analysis Method/SOP: RP-001

Date/Time LC Analyzed: 11/16/24 04:05

Analyte	Result	Action Level	LOD	LOQ	Units	Analyte	Result	Action Level	LOD	LOQ	Units
Abamectin	ND	0.1	0.060	0.080	ug/g	Acephate	ND	0.1	0.060	0.080	ug/g
Acequinocyl	ND	0.1	0.060	0.080	ug/g	Acetamiprid	ND	0.1	0.060	0.080	ug/g
Aldicarb	ND	0.05	0.060	0.080	ug/g	Azoxystrobin	ND	0.1	0.060	0.080	ug/g
Bifenazate	ND	0.1	0.060	0.080	ug/g	Bifenthrin	ND	3	0.060	0.080	ug/g
Boscalid	ND	0.1	0.060	0.080	ug/g	Captan	ND	0.7	0.500	0.500	ug/g
Carbaryl	ND	0.5	0.060	0.080	ug/g	Carbofuran	ND	0.05	0.060	0.080	ug/g
Chlorantraniliprole	ND	10	0.060	0.080	ug/g	Chlordane	ND	0.05	0.060	0.080	ug/g
Chlorfenapyr	ND	0.05	0.060	0.080	ug/g	Chlorpyrifos	ND	0.05	0.060	0.080	ug/g
Clofentezine	ND	0.1	0.060	0.080	ug/g	Coumaphos	ND	0.05	0.060	0.080	ug/g
Cyfluthrin	ND	2	0.250	0.700	ug/g	Cypermethrin	ND	1	0.250	0.500	ug/g
Daminozide	ND	0.05	0.060	0.080	ug/g	DDVP (Dichlorvos)	ND	0.05	0.060	0.080	ug/g
Diazinon	ND	0.1	0.060	0.080	ug/g	Dimethoate	ND	0.05	0.060	0.080	ug/g
Dimethomorph	ND	2	0.060	0.080	ug/g	Ethoprophos	ND	0.05	0.060	0.080	ug/g
Etofenprox	ND	0.05	0.060	0.080	ug/g	Etoxazole	ND	0.1	0.060	0.080	ug/g
Fenhexamid	ND	0.1	0.060	0.080	ug/g	Fenoxycarb	ND	0.05	0.060	0.080	ug/g
Fenpyroximate	ND	0.1	0.060	0.080	ug/g	Fipronil	ND	0.05	0.060	0.080	ug/g
Flonicamid	ND	0.1	0.060	0.080	ug/g	Fludioxonil	ND	0.1	0.060	0.080	ug/g
Hexythiazox	ND	0.1	0.060	0.080	ug/g	Imazalil	ND	0.05	0.060	0.080	ug/g
Imidacloprid	ND	5	0.060	0.080	ug/g	Kresoxim-methyl	ND	0.1	0.060	0.080	ug/g
Malathion	ND	0.5	0.060	0.080	ug/g	Metalaxyl	ND	2	0.060	0.080	ug/g
Methiocarb	ND	0.05	0.060	0.080	ug/g	Methomyl	ND	1	0.060	0.080	ug/g
Methyl parathion	ND	0.05	0.060	0.080	ug/g	Mevinphos	ND	0.05	0.060	0.080	ug/g
Myclobutanil	ND	0.1	0.060	0.080	ug/g	Naled	ND	0.1	0.060	0.080	ug/g
Oxamyl	ND	0.5	0.060	0.080	ug/g	Paclobutrazol	ND	0.05	0.060	0.080	ug/g
Pentachloronitrobenzene	ND	0.1	0.060	0.080	ug/g	Permethrins	ND	0.5	0.060	0.080	ug/g
Phosmet	ND	0.1	0.060	0.080	ug/g	Piperonyl butoxide	ND	3	0.060	0.080	ug/g
Prallethrin	ND	0.1	0.060	0.080	ug/g	Propiconazole	ND	0.1	0.060	0.080	ug/g
Propoxur	ND	0.05	0.060	0.080	ug/g	Pyrethrins	ND	0.5	0.060	0.080	ug/g
Pyridaben	ND	0.1	0.060	0.080	ug/g	Spinetoram	ND	0.1	0.060	0.080	ug/g
Spinosad	ND	0.1	0.060	0.080	ug/g	Spiromesifen	ND	0.1	0.060	0.080	ug/g
Spirotetramat	ND	0.1	0.060	0.080	ug/g	Spiroxamine	ND	0.05	0.060	0.080	ug/g
Tebuconazole	ND	0.1	0.060	0.080	ug/g	Thiacloprid	ND	0.05	0.060	0.080	ug/g
Thiamethoxam	ND	5	0.500	1.00	ug/g	Trifloxystrobin	ND	0.1	0.060	0.080	ug/g

ND - Compound not detected

<LOQ - Results below the Limit of Quantitation

Results above the Action Level fail state testing requirements and will be highlighted **Red**.

*Taylor Pearce*

Taylor Pearce  
CA Lab Director - 11/19/2024

Page 3 of 6

LQC samples were performed and met the prescribed acceptance criteria in 4 CCR section 15730; data available upon request. These results relate only to the sample included on this report. The report may not be reproduced except in full, without the written permission of Green Leaf Lab. The validity of results can be affected by the client supplied information.

This is for informational testing and is not compliance testing. The sample has been provided by the customer and lab results apply to the sample received



# Green Leaf Lab®

251 Lathrop Way Suites D&E Sacramento, CA 95815  
916-924-5227 / www.greenleaflabs.com  
License#: C8-000078-LIC

## Quality Control Testing Official Report

### Distributor

Jam'n Hemp Co.  
15259 Cape Dr N., JAX., FL 32226

### Cultivator/Manufacturer



### Chem Dawg THCA Live Resin

Test RFID:

Source RFID: na

Lab Sample ID: S4K0123-03

Source Batch ID: na

Matrix: Inhalable Hemp Products

Batch Size: na

Date Sampled: 11/14/24

Date Received: 11/14/24

Harvest/Processing Date: na

Sample Size: 1 unit

Product Density: na

## Residual Solvent Analysis by GCMS-HS

Date/Time Extracted: 11/15/24 08:50

Analysis Method/SOP: RS-001

Date/Time Analyzed: 11/15/24 15:09

Analyte	Result	Action Level	LOD	LOQ	Units
1,2-Dichloroethane	ND	1	0.10	0.78	ug/g
Acetone	ND	5000	0.10	971.6	ug/g
Acetonitrile	ND	410	0.10	48.58	ug/g
Benzene	ND	1	0.10	0.78	ug/g
Butane	<LOQ	5000	0.10	971.6	ug/g
Chloroform	ND	1	0.10	0.78	ug/g
Ethanol	ND	5000	0.10	971.6	ug/g
Ethyl acetate	ND	5000	0.10	971.6	ug/g
Ethyl ether	ND	5000	0.10	971.6	ug/g
Ethylene oxide	ND	1	0.10	0.78	ug/g
Heptane	ND	5000	0.10	971.6	ug/g
Hexane	ND	290	0.10	48.58	ug/g
Isopropyl Alcohol	ND	5000	0.10	971.6	ug/g
Methanol	ND	3000	0.10	971.6	ug/g
Methylene chloride	ND	1	0.10	0.78	ug/g
Pentane	ND	5000	0.10	971.6	ug/g
Propane	ND	5000	0.10	971.6	ug/g
Toluene	ND	890	0.10	48.58	ug/g
Trichloroethylene	ND	1	0.10	0.78	ug/g
xylene (total)	ND	2170	0.10	48.58	ug/g

ND - Compound not detected

<LOQ - Results below the Limit of Quantitation

Results above the Action Level fail state testing requirements and will be highlighted **Red**.

Taylor Pearce  
CA Lab Director - 11/19/2024

Page 4 of 6



# Green Leaf Lab®


251 Lathrop Way Suites D&E Sacramento, CA 95815  
916-924-5227 / www.greenleaflabs.com  
License#: C8-000078-LIC

## Quality Control Testing Official Report

### Distributor

Jam'n Hemp Co.  
15259 Cape Dr N., JAX., FL 32226

### Cultivator/Manufacturer



### Chem Dawg THCA Live Resin

Test RFID:

Lab Sample ID: S4K0123-03

Matrix: Inhalable Hemp Products

Date Sampled: 11/14/24

Source RFID: na

Source Batch ID: na

Batch Size: na

Harvest/Processing Date: na

Sample Size: 1 unit

Product Density: na

## Metals Analysis by ICPMS

Date/Time Extracted: 11/15/24 09:01

Analysis Method/SOP: HM-001

Date/Time Analyzed: 11/15/24 19:18

Analyte	Result	Action Level	LOD	LOQ	Units
Arsenic	ND	0.2	0.0110	0.0500	ug/g
Cadmium	ND	0.2	0.00100	0.0500	ug/g
Lead	<LOQ	0.5	0.00150	0.0500	ug/g
Mercury	ND	0.1	0.00350	0.0100	ug/g

ND - Compound not detected

<LOQ - Results below the Limit of Quantitation

Results above the Action Level fail state testing requirements and will be highlighted **Red**.

Taylor Pearce  
CA Lab Director - 11/19/2024

Page 5 of 6

LQC samples were performed and met the prescribed acceptance criteria in 4 CCR section 15730; data available upon request. These results relate only to the sample included on this report. The report may not be reproduced except in full, without the written permission of Green Leaf Lab. The validity of results can be affected by the client supplied information.

This is for informational testing and is not compliance testing. The sample has been provided by the customer and lab results apply to the sample received





# Green Leaf Lab®


251 Lathrop Way Suites D&E Sacramento, CA 95815  
916-924-5227 / www.greenleaflabs.com  
License#: C8-0000078-LIC

## Quality Control Testing Official Report

### Distributor

Jam'n Hemp Co.  
15259 Cape Dr N., JAX., FL 32226

### Cultivator/Manufacturer



### Chem Dawg THCA Live Resin

Test RFID:

Source RFID: na

Lab Sample ID: S4K0123-03

Source Batch ID: na

Matrix: Inhalable Hemp Products

Batch Size: na

Date Sampled: 11/14/24

Date Received: 11/14/24

Harvest/Processing Date: na

Sample Size: 1 unit

Product Density: na

## Mycotoxins by LCMSMS

Date/Time Extracted: 11/15/24 09:04

Analysis Method/SOP: RP-001

Date/Time Analyzed: 11/15/24 22:56

Analyte	Result	Action Level	LOD	LOQ	Units
aflatoxin B1	ND		1.95	4.86	ug/kg
aflatoxin B2	ND		0.973	4.86	ug/kg
aflatoxin G1	ND		0.973	4.86	ug/kg
aflatoxin G2	ND		2.43	4.86	ug/kg
Ochratoxin A	ND	20	9.73	12.2	ug/kg
Total Aflatoxins	ND	20	0.973	4.86	ug/kg

ND - Compound not detected

<LOQ - Results below the Limit of Quantitation

Results above the Action Level fail state testing requirements and will be highlighted **Red**.

## Microbials by PCR

Date/Time Extracted: 11/15/24 08:56

Analysis Method/SOP: MI-301

Date/Time Analyzed: 11/19/24 10:37

Analyte	Result	Action Level	LOD	LOQ	Units	
Aspergillus Flavus	Pass	1	0.00	0.00	CFU/g	No detection in 1 gram
Aspergillus Fumigatus	Pass	1	0.00	0.00	CFU/g	No detection in 1 gram
Aspergillus Niger	Pass	1	0.00	0.00	CFU/g	No detection in 1 gram
Aspergillus Terreus	Pass	1	0.00	0.00	CFU/g	No detection in 1 gram

## Filth and Foreign Material Inspection by Magnification

Date/Time Extracted: 11/15/24 08:39

Analysis Method/SOP: FM-001

Date/Time Analyzed: 11/16/24 07:35

Analyte	Result	Action Level	LOD	LOQ	Units
Foreign Material	Pass	1	1.00	1.00	FMU

<LOQ - Results below the Limit of Quantitation

Results above the Action Level fail state testing requirements and will be highlighted **Red**.

Taylor Pearce  
CA Lab Director - 11/19/2024